



**MULTI
BUSBAR**

FU 360 / 365 / 370 / 375 / 380 M SILK[®] Pro
Monocrystalline Photovoltaic Module - 120 half-cut MBB cells

Engineered
in Italy

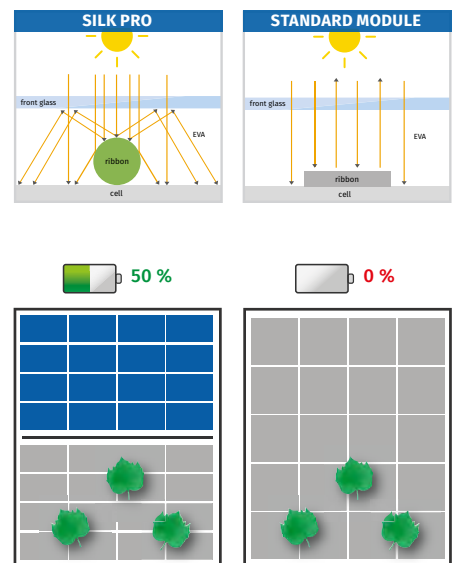


- › IEC 61215:2016 - IEC 61730:2016 & Factory Inspection
- › Fire Resistance - Class C



GENERAL FEATURES

- **15-year product warranty**
- **9 busbar 166 mm half-cut PERC cells**
- **High module efficiency up to 20.86%**
- **Less shades and more reflected light** to the cell thanks to the round ribbon
- **2 independent section** design secures a higher energy yield in case of shading
- **Lower risk of micro cracks and hot-spot**
- **Improved low light performance**
- **Low NMOT**, improving the power generation efficiency
- **Half cut design in combination with multi busbar** reduce operating current and internal resistance



GUARANTEES

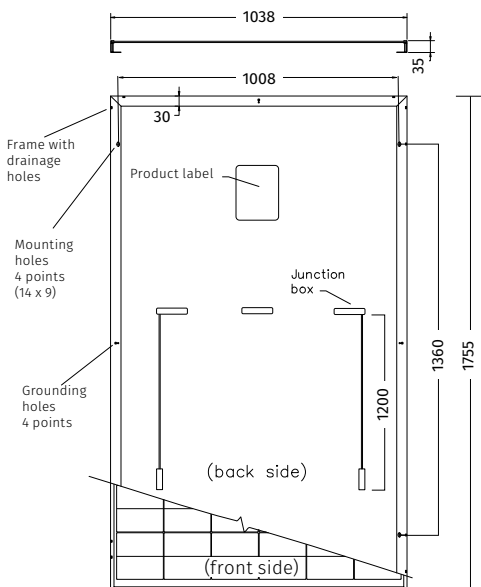
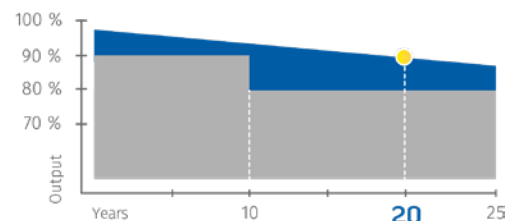
Performance guarantee

Max power decrease **0.5%/year**
97% at the end of first year
90% at the end of 20th year **NEW**
87% at the end of **25th year**

Product guarantee

15 YEARS **NEW**

Market standard performances
FuturaSun performances



Note: dimensions in mm
tolerance +/- 2 mm

ELECTRICAL DATA

MODULE SILK® Pro	FU 360 M SILK® Pro	FU 365 M SILK® Pro	FU 370 M SILK® Pro	FU 375 M SILK® Pro	FU 380 M SILK® Pro
------------------	-----------------------	-----------------------	-----------------------	-----------------------	-----------------------

Standard Test Conditions STC: 1000 W/sqm - AM 1.5 - 25 °C - tolerance: Pmax (±3%). Voc (±4%). Isc (±5%)

Module power (Pmax)	W	360	365	370	375	380
Open circuit voltage (Voc)	V	40.80	41	41.20	41.40	41.60
Short circuit current (Isc)	A	11.15	11.23	11.31	11.39	11.47
Maximum power voltage (Vmpp)	V	33.81	34.02	34.23	34.44	34.64
Maximum power current (Impp)	A	10.65	10.73	10.81	10.89	10.97
Module efficiency	%	19.76	20.04	20.31	20.59	20.86

Nominal Module Operating Temperature NMOT: 800 W/mq - T=45 °C - AM 1.5

Module power (Pmax)	W	266	269	273	276	280
Open circuit voltage (Voc)	V	37.75	37.96	38.16	38.35	38.54
Short circuit current (Isc)	A	9.11	9.16	9.21	9.26	9.31
Maximum power voltage (Vmpp)	V	31.10	31.30	31.50	31.70	31.90
Maximum power current (Impp)	A	8.54	8.60	8.66	8.72	8.78

TEMPERATURE RATINGS

Temperature coefficient Isc	%/°C	0.05
Temperature coefficient Voc	%/°C	-0.28
Temperature coefficient Pmax	%/°C	-0.35
NMOT *	°C	45
Operating temperature	°C	from -40 to +85

*Nominal Module Operating Temperature

MECHANICAL SPECIFICATIONS

Dimensions	1755 x 1038 x 35 mm
Weight	19.7 kg
Glass	High transmission, Low iron, Tempered, ARC, Transparent, 3.2 mm
Cell encapsulation	EVA (Ethylene Vinyl Acetate)
Cells	120 monocrystalline half-cut PERC cells 166 x 83 mm
Backsheet	Composite multilayer film
Frame	Anodized aluminium frame with mounting and drainage holes
Junction box	Certified according to IEC 62790, IP 68 approved, 3 bypass diodes
Cables	Solar cable, length 1200 mm or customized assembled with MC4-compatible plugs
Maximum reverse current (Ir)	20 A
Maximum system voltage	1000 V (1500 V on request)
Mechanical load (snow)	Design load: 3600 Pa 5400 Pa (including safety factor 1.5)
Mechanical load (wind)	Design load: 1600 Pa 2400 Pa (including safety factor 1.5)
Protection Class	II - accordance to IEC 61730

TEKNOGEA

AN ECO FRIENDLY COMPANY

Niterói (RJ) | Brasil

Estrada da Paciência nº 1131

CEP 24756-660

Telefone (24) 99962-9601

2021_120m_360-380_Silk_Pro_en

 **FuturaSun®**
anticipate tomorrow

FuturaSun srl

Riva del Pasubio, 14 - 35013 Cittadella - Italy

Tel + 39 049 5979802 Fax + 39 049 0963081

www.futurasun.com - info@futurasun.it